


# Using the Safe Arrival app on your smart phone<sup>1</sup>

Did you know that you can record your kids' absences from the ease and comfort of your smart phone? It's as easy as 1-2-3

1. Once you've activated your account on the online Parent Portal<sup>2</sup>, on your phone go to the Google Play Store or the App Store, search for Safe Arrival (by Synrevoice Technologies Inc.) and install.



2. Once installed and opened, select the district. Start typing "Halton District School Board" in the search field. Once you see HDSB pop up, just tap on it to select.



3. Now use your Log in name and password that you use on the Parent Portal website.

## SafeArrival

Halton District School Board

Remember Password

Automatic Login

Toll-free Attendance Line: 1 877 409 6310

Parent Portal WebSite

[Help/Info](#)

<sup>1</sup> This app is available on all Android devices and Apple phones only.

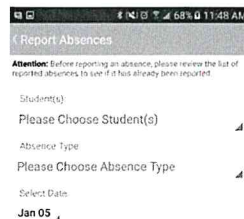
<sup>2</sup> You must have an active Parent Portal account to proceed. If you don't have one yet, contact your school secretary for assistance.

Now that you're logged in, as long as you have the two checkboxes selected above on the Log in screen (Remember Password & Automatic Login), you'll always be logged in. The application will remember your login information each time you open the app.

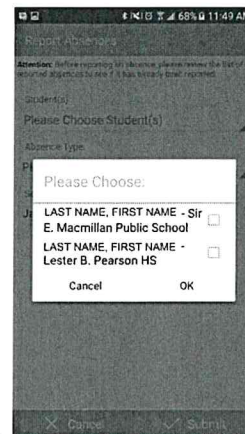
It's just a matter of following the prompts to mark your child absent:



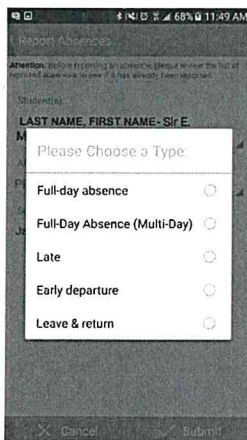
1.



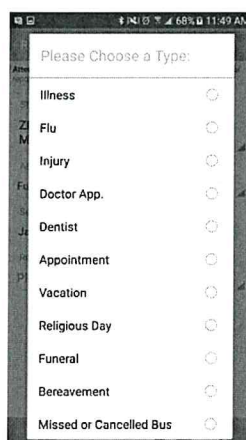
2.



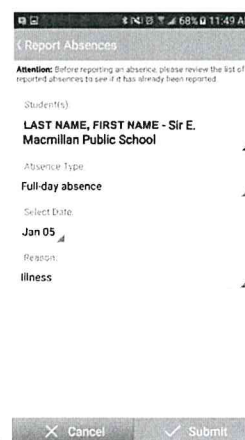
3.



4.



5.



6.